

Scaled data based on original data using
LM-79-08 Approved Method: Electrical and Photometric Measurements of Solid-
State Lighting Products

Test Report Prepared for
Cooper Lighting Solutions
(formerly Eaton)

Brand: INVUE

Report Number: P401346

Luminaire Tested: **ENT-SA1C-750-U-SL4**

Issue Date: 5/20/2020

Test Information

Test Method: LM-79-08
Report Number: P401346
TEST IS SCALED FROM IESNA LM-79-08 TEST DATA (G1-2004-754-5)
Test Lab: INNOVATION CENTER
Issue Date: 5/20/2020
Manufacturer: COOPER LIGHTING SOLUTIONS (FORMERLY EATON)
Product Line: INVUE
Catalog Number: ENT-SA1C-750-U-SL4
Description: ENTRI LED LUMINAIRE
(1) 70 CRI, 5000K, 615mA LIGHTSQUARE WITH 16 LEDS AND TYPE IV SPILL LIGHT ELIMINATOR OPTICS
Light Source: -
Ballast/Driver: ELECTRONIC DRIVER

Summary

Lumens per Lamp: N/A
Luminaire Lumens: 4277 lumens
Efficiency: N/A
Efficacy: 128.4 lumens/watt
Luminous Opening: Rectangular (W 0.5' x L: 0.5' x H: 0')
IES Classification: Type IV - Short - Non-Cutoff
BUG Rating: B1 - U0 - G1

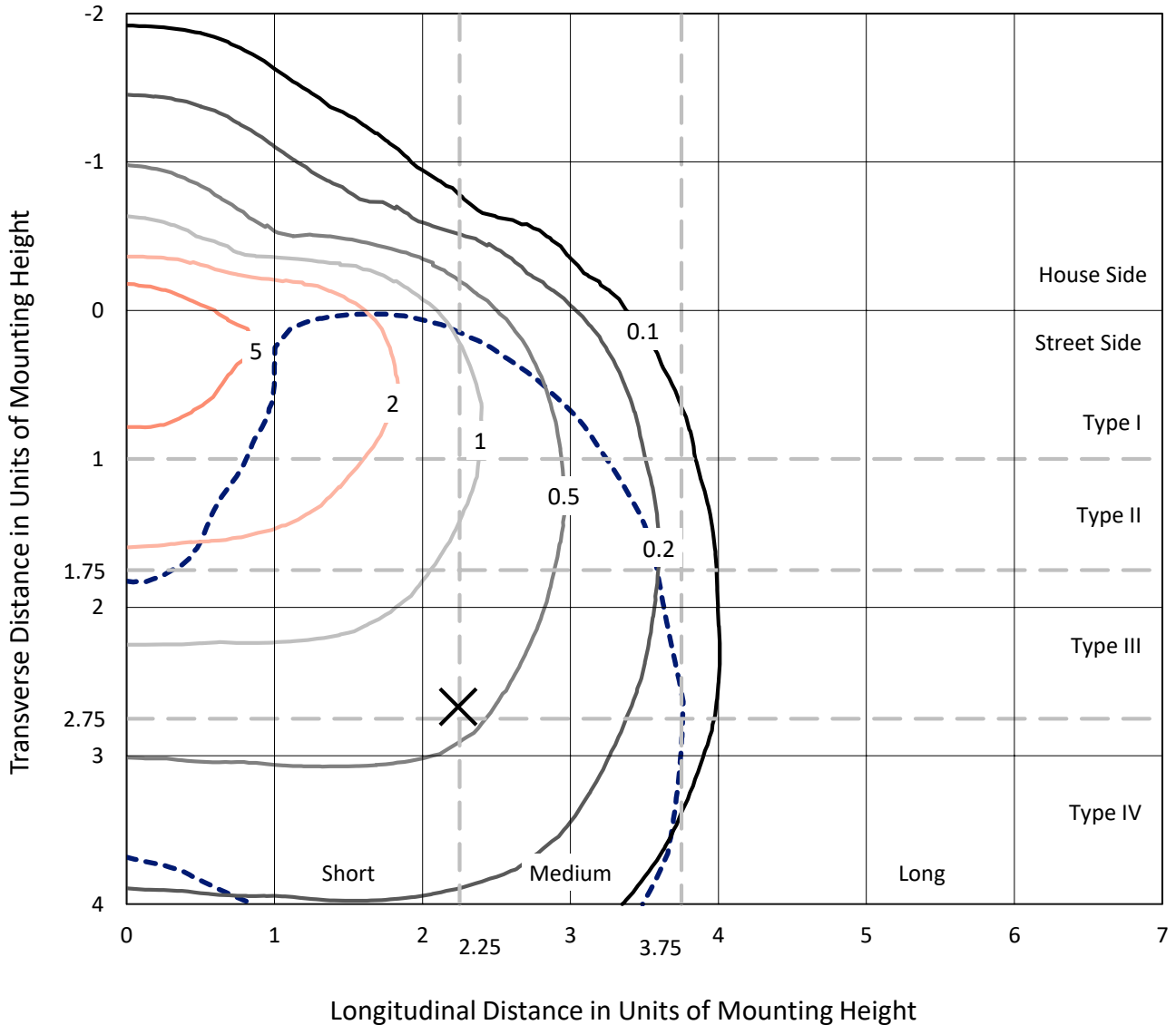
Input Watts (W): 33.3
Input Voltage (V): NR
Input Current (Ain): NR
Voltage Rise (V): NR
Power Factor: NR
Total Harmonic Distortion (THDi): NR
Frequency (hertz): 60
Stabilization Time: NR
Operation Time: NR
Ambient Temperature (°C): NR
Test Distance: 25 FT



REPORT NUMBER: P401346
CATALOG NUMBER: ENT-SA1C-750-U-SL4

Iso-Footcandle Lines of Horizontal Illumination

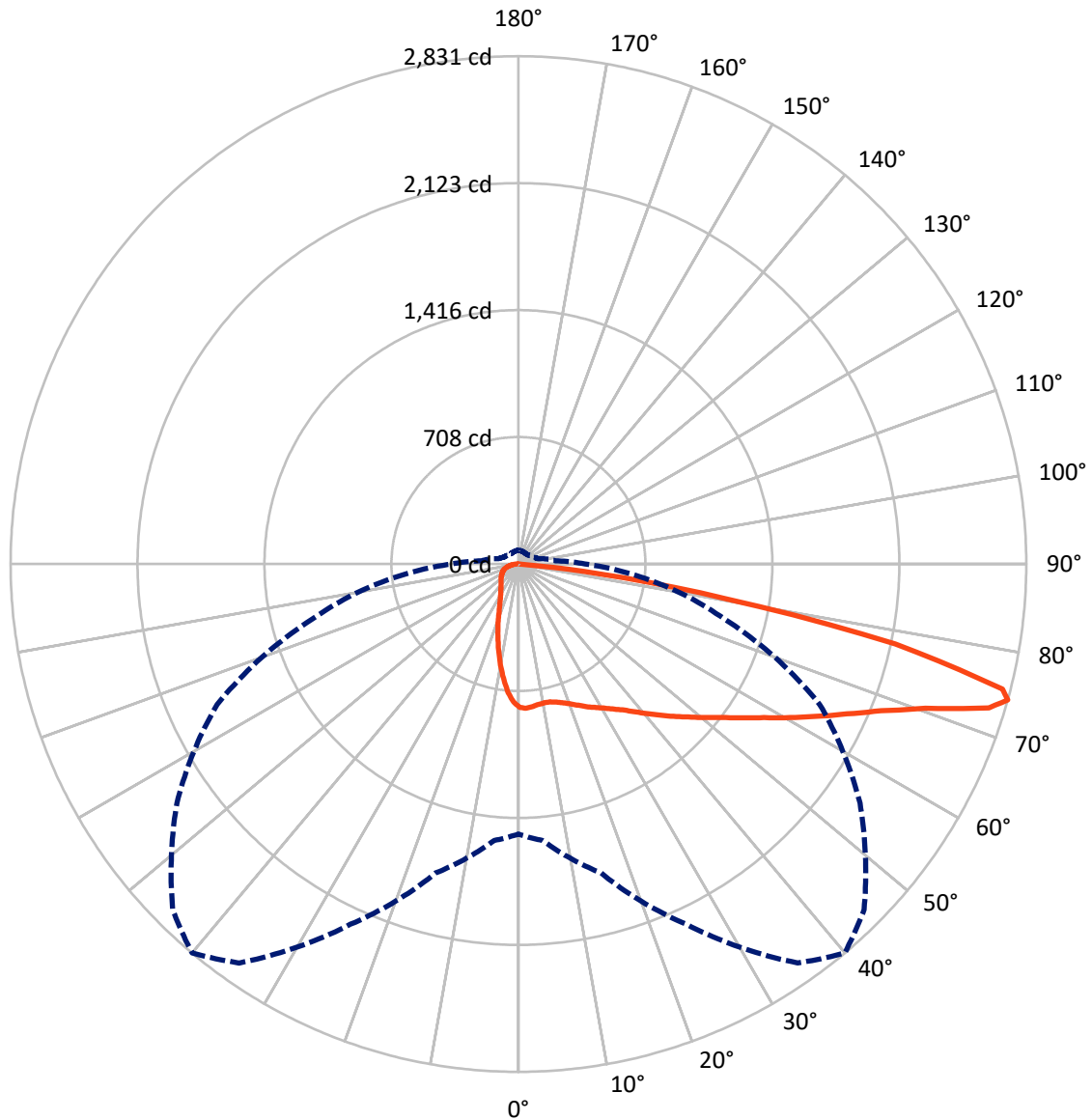
× Max cd
- - - 1/2 Max cd



Based on 10 foot mounting height. Maximum calculated value = 8 fc
Type IV - Short - Non-Cutoff

REPORT NUMBER: P401346
CATALOG NUMBER: ENT-SA1C-750-U-SL4

Luminous Intensity Polar Plot



— Vertical Plane Through 40-Deg Lateral - - - Horizontal Cone Through 74-Deg Vertical

REPORT NUMBER: P401346

CATALOG NUMBER: ENT-SA1C-750-U-SL4

FLUX DISTRIBUTION:

		Downward	Upward	Total
House Side	Lumens	666.9	0.0	666.9
	% Fixture	15.6	0.0	15.6
Street Side	Lumens	3610.1	0.0	3610.1
	% Fixture	84.4	0.0	84.4
Total	Lumens	4277.0	0.0	4277.0
	% Fixture	100.0	0.0	100.0

Coefficient of Utilization

ZONAL LUMENS:

Zone	Lumens	% Fixture
0°-10°	70.5	1.6
10°-20°	181.5	4.2
20°-30°	278.4	6.5
30°-40°	402.0	9.4
40°-50°	578.4	13.5
50°-60°	798.7	18.7
60°-70°	1006.9	23.5
70°-80°	873.2	20.4
80°-90°	87.4	2.0
90°-100°	0.0	0.0
100°-110°	0.0	0.0
110°-120°	0.0	0.0
120°-130°	0.0	0.0
130°-140°	0.0	0.0
140°-150°	0.0	0.0
150°-160°	0.0	0.0
160°-170°	0.0	0.0
170°-180°	0.0	0.0
0°-90°	4277.0	100.0
0°-180°	4277.0	100.0



REPORT NUMBER: P401346

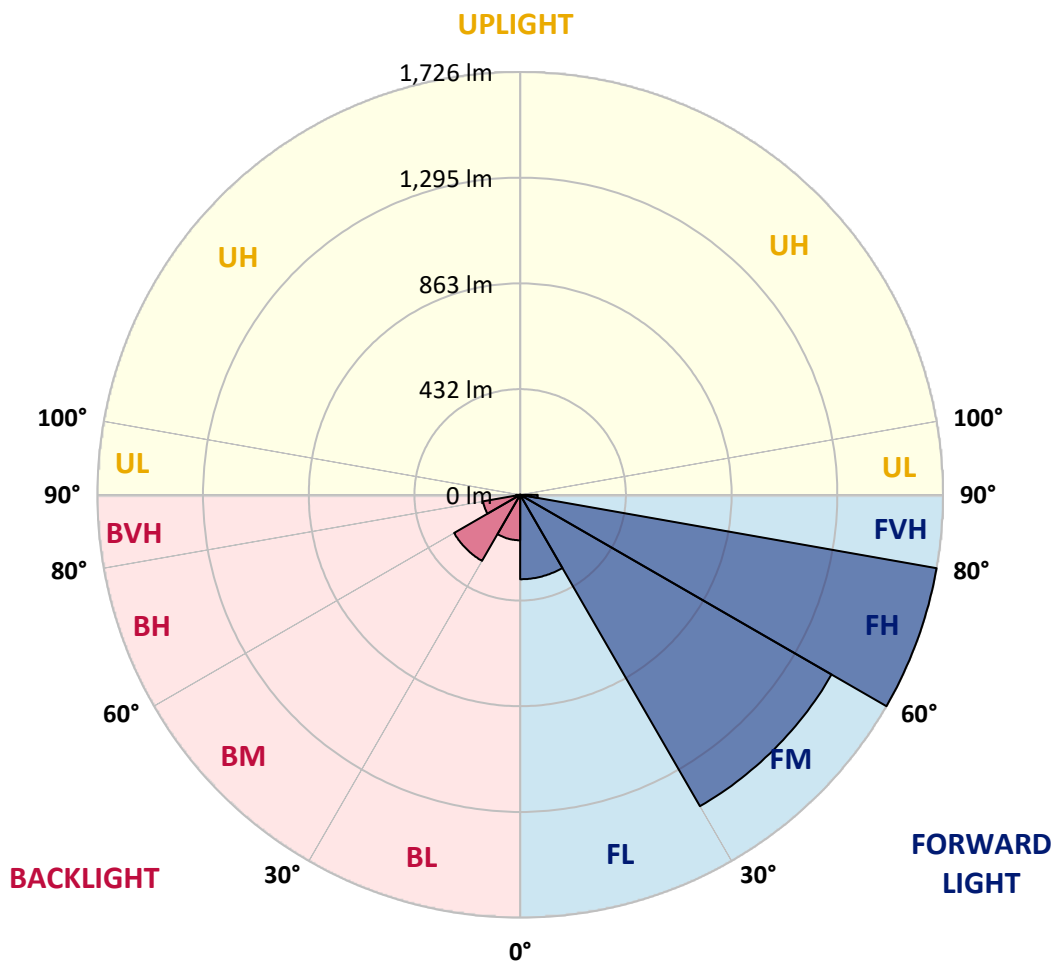
CATALOG NUMBER: ENT-SA1C-750-U-SL4

LUMINAIRE CLASSIFICATION SYSTEM LUMEN TABLE AND BUG RATING:

Zone		Lumens	% Fixture	Zone Rating/Lumen Limit		
				B	U	G
FL	(0°-30°)	344.8	8.1			
FM	(30°-60°)	1467.7	34.3			
FH	(60°-80°)	1726.2	40.4			G1/1800
FVH	(80°-90°)	71.5	1.7			G1/100
BL	(0°-30°)	185.6	4.3	B1/500		
BM	(30°-60°)	311.4	7.3	B1/1000		
BH	(60°-80°)	153.9	3.6	B1/500		G1/500
BVH	(80°-90°)	15.9	0.4			G1/100
UL	(90°-100°)	0.0	0.0		U0/0	
UH	(100°-180°)	0.0	0.0		U0/0	

BUG Rating: B1-U0-G1

Type IV Short





REPORT NUMBER: P401346

CATALOG NUMBER: ENT-SA1C-750-U-SL4

CANDELA DISTRIBUTION (FULL):

	0°	5°	15°	25°	35°	40°	45°	55°	65°	75°	85°
0°	798.4	798.4	798.4	798.4	798.4	798.4	798.4	798.4	798.4	798.4	798.4
2.5°	808.6	808.0	809.9	808.6	806.7	805.4	804.8	800.9	799.6	795.8	790.7
5°	805.4	805.4	805.4	804.1	800.3	799.0	797.7	791.9	788.1	781.7	772.1
7.5°	794.5	796.4	795.8	795.2	791.9	790.7	788.7	781.7	776.6	766.9	754.8
10°	784.2	784.2	784.9	787.5	786.2	786.8	786.2	778.5	771.4	759.2	743.9
12.5°	769.5	772.1	775.9	783.0	786.2	788.7	788.7	783.0	775.3	760.5	742.6
15°	760.5	763.7	773.3	786.2	793.9	798.4	799.6	792.6	783.0	768.2	748.3
17.5°	756.7	760.5	778.5	796.4	809.9	813.7	814.4	806.7	796.4	778.5	755.4
20°	760.5	765.0	788.7	813.1	829.1	832.3	833.6	822.7	809.9	792.6	762.4
22.5°	775.3	781.7	808.0	834.3	850.9	855.4	854.1	838.8	825.9	807.3	771.4
25°	807.3	811.2	834.9	863.1	875.9	881.1	877.9	860.6	843.9	825.3	784.2
27.5°	844.5	849.7	874.7	895.8	904.2	905.4	902.2	884.3	865.7	850.3	804.1
30°	889.4	893.9	914.4	930.5	931.1	931.7	929.8	909.3	893.9	881.7	833.0
32.5°	936.9	937.5	958.7	966.4	961.2	963.2	961.2	938.8	927.9	924.0	870.8
35°	980.5	981.1	1002.9	1005.5	997.1	997.8	1001.6	975.3	975.3	984.3	927.2
37.5°	1022.2	1024.1	1043.3	1040.8	1037.5	1043.3	1048.4	1026.0	1038.8	1064.5	995.9
40°	1053.6	1058.1	1083.7	1082.4	1089.5	1095.3	1099.7	1088.2	1108.7	1158.7	1080.5
42.5°	1074.1	1083.1	1119.6	1128.6	1140.8	1151.0	1158.7	1158.1	1194.0	1263.3	1170.3
45°	1095.3	1104.2	1153.0	1174.8	1195.3	1211.3	1226.1	1233.8	1290.8	1373.6	1274.8
47.5°	1120.9	1128.6	1183.1	1226.1	1252.4	1274.2	1300.5	1317.1	1389.6	1485.8	1371.6
50°	1160.0	1165.2	1213.9	1280.6	1313.9	1344.1	1376.8	1410.8	1496.0	1600.6	1456.3
52.5°	1210.7	1213.9	1249.8	1335.7	1388.9	1421.0	1469.7	1514.6	1604.4	1704.4	1525.5
55°	1268.4	1265.8	1293.4	1401.8	1464.0	1512.1	1572.3	1617.9	1718.6	1794.9	1580.7
57.5°	1326.1	1324.2	1346.0	1465.3	1558.9	1615.3	1677.5	1725.6	1823.1	1879.5	1620.4
60°	1381.3	1374.2	1405.0	1539.6	1673.7	1738.4	1794.2	1838.5	1921.8	1940.4	1641.6
62.5°	1430.0	1430.0	1474.9	1631.3	1810.9	1869.2	1913.5	1943.0	2016.1	1985.3	1633.3
65°	1474.9	1480.6	1544.8	1733.9	1953.3	2012.9	2051.4	2062.9	2109.7	1987.2	1562.7
67.5°	1525.5	1534.5	1624.9	1853.9	2117.4	2180.9	2214.2	2210.4	2176.4	1957.7	1411.4
70°	1574.9	1589.7	1724.3	2008.4	2320.0	2406.0	2442.5	2366.9	2211.0	1794.2	1172.2
72.5°	1610.8	1635.8	1805.8	2162.9	2610.5	2742.6	2727.9	2409.8	2048.8	1478.7	886.8
74°	1505.7	1547.3	1783.3	2216.2	2715.1	2831.1	2725.3	2324.5	1853.2	1190.8	628.4
75°	1383.2	1423.6	1669.8	2195.0	2734.9	2786.9	2593.2	2174.5	1662.1	922.8	410.4
77.5°	1024.1	1055.5	1282.5	1730.7	2162.9	2147.5	1930.8	1473.6	818.9	278.3	173.1
80°	452.1	475.8	632.9	870.8	1171.6	1167.1	1086.9	677.2	264.2	145.6	105.8
82.5°	136.6	135.9	182.1	253.9	445.0	453.4	385.4	233.4	126.3	60.3	51.3
85°	0.6	0.6	0.6	0.6	1.9	16.7	14.1	44.9	23.1	10.9	18.6
87.5°	0.6	0.6	0.6	0.6	0.6	0.6	0.6	0.6	0.6	0.0	0.0
90°	0.0	0.0	0.0	0.0	0.0	0.0	0.0	0.0	0.0	0.0	0.0



REPORT NUMBER: P401346

CATALOG NUMBER: ENT-SA1C-750-U-SL4

CANDELA DISTRIBUTION (continued):

	90°	95°	105°	115°	125°	135°	145°	155°	165°	175°	180°
0°	798.4	798.4	798.4	798.4	798.4	798.4	798.4	798.4	798.4	798.4	798.4
2.5°	787.5	786.8	784.9	780.4	777.2	767.6	770.8	764.4	763.7	762.4	761.8
5°	767.6	765.0	757.3	748.3	738.1	722.0	716.9	707.3	701.5	699.6	700.9
7.5°	747.1	741.3	726.5	707.3	686.8	663.1	645.7	632.3	622.7	619.4	615.0
10°	734.2	724.6	699.6	667.5	634.2	600.9	572.0	552.1	537.4	525.8	525.8
12.5°	729.7	716.9	680.4	633.6	585.5	538.0	496.3	470.0	445.0	432.8	430.9
15°	732.3	714.4	664.3	602.8	538.7	477.1	425.8	388.0	364.2	349.5	354.6
17.5°	734.9	712.4	647.7	570.1	493.1	421.9	362.3	319.3	290.5	282.8	279.6
20°	738.1	708.6	626.5	534.8	446.3	368.7	305.9	262.3	240.5	230.9	230.9
22.5°	742.6	703.5	604.7	495.7	398.2	316.8	258.4	225.7	208.4	202.6	202.6
25°	749.0	700.2	582.3	456.6	352.7	275.7	227.0	201.4	192.4	188.5	187.9
27.5°	761.2	700.9	560.5	416.8	307.8	241.1	204.6	187.9	180.8	178.9	178.3
30°	779.8	707.3	537.4	374.5	268.0	214.8	189.2	177.6	173.1	171.9	171.9
32.5°	805.4	718.8	518.1	336.7	238.5	193.7	176.3	168.6	166.1	164.8	165.4
35°	845.2	738.7	495.0	302.0	211.0	178.9	166.1	160.3	158.4	158.4	159.0
37.5°	897.1	769.5	472.6	270.0	192.4	166.1	156.5	153.3	151.3	152.6	153.3
40°	962.5	806.1	451.4	241.1	177.0	155.8	148.1	145.6	144.9	146.2	147.5
42.5°	1033.1	850.3	432.2	217.4	164.8	147.5	141.1	139.8	139.2	139.8	141.7
45°	1115.1	901.0	416.2	199.4	155.8	140.4	134.7	133.4	132.7	134.0	135.3
47.5°	1190.8	946.5	403.3	187.2	148.1	135.3	129.5	127.6	127.6	127.6	128.9
50°	1252.4	982.4	395.7	178.9	141.7	129.5	124.4	122.5	121.8	121.2	121.8
52.5°	1305.6	1009.3	393.1	173.8	136.6	124.4	119.3	118.0	116.7	115.4	116.1
55°	1340.9	1022.8	388.0	169.3	132.1	118.6	114.1	112.9	111.6	109.7	109.7
57.5°	1361.4	1021.5	376.4	166.7	129.5	113.5	109.0	109.0	107.7	104.5	105.2
60°	1363.3	999.1	348.2	163.5	127.6	108.4	103.2	104.5	104.5	102.0	102.0
62.5°	1330.6	940.1	293.7	155.2	125.0	104.5	98.8	102.0	103.2	100.7	100.7
65°	1229.9	800.9	236.0	143.0	118.6	100.0	93.6	100.0	103.9	102.0	101.3
67.5°	1036.9	634.2	194.9	129.5	111.6	94.3	88.5	96.8	102.0	102.0	101.3
70°	832.3	481.6	160.3	114.8	100.7	87.2	82.7	89.8	94.3	95.5	95.5
72.5°	573.3	294.3	130.2	98.8	88.5	78.9	75.0	79.5	82.1	84.6	84.0
74°	370.0	206.5	114.1	89.8	80.8	72.5	70.5	72.5	73.7	76.3	77.0
75°	247.5	168.6	106.4	83.4	76.3	68.0	66.7	68.6	69.9	71.8	71.8
77.5°	142.4	120.6	85.9	69.3	63.5	58.4	57.7	58.4	60.3	62.2	61.6
80°	98.8	91.7	68.0	53.9	50.0	47.5	48.1	48.7	51.9	52.6	51.9
82.5°	59.6	66.0	48.1	40.4	37.8	37.2	39.1	40.4	43.0	43.6	43.0
85°	23.7	31.4	23.7	22.4	25.0	27.6	30.8	32.7	34.0	34.0	34.0
87.5°	0.0	4.5	5.8	9.0	14.1	16.7	21.8	23.7	25.0	24.4	23.7
90°	0.0	0.0	0.0	0.0	0.0	0.0	0.0	0.0	0.0	0.0	0.0

(END OF REPORT)